

Directories

Configuration Store

Machines

Data Stores

Jobs

Extensions

Data Stores

[Help](#)

Registering data stores provides the server with a list of data source locations for your services. You can register a database, managed database, folder or big data file share by clicking on the Register drop down.

Check the box next to one or more data stores and click the Validate button to determine if they are available. To verify the availability of all data stores, click Validate All.









Validate

Validate All

Settings

Register:

Database

<input type="checkbox"/>	Status	File Name	Type		
<input type="checkbox"/>	?	ArcGIS_Data_Store	Relational		
<input type="checkbox"/>	?	GIS Databases	Folder		
<input type="checkbox"/>	?	Jeff	Folder		
<input type="checkbox"/>	?	ArcGIS_Data_Store	Tile Cache		

This is what Date Store looks like when you first open ArcGIS Server Manager. If you go in and make an edit to your registration it saves the modification but the edit tool column vanishes. The only way to get it back is to close AGS Manager and reopen. If I Validate All, the tools vanish as well.

Show: All